

Glacier Memory Book Download Instructions

Website: Click the link [Photo & Document Submission Form \(google.com\)](#)



Click the Next button

Photo & Document Submission Form

Submission Instructions:
Follow these steps to prepare and submit your documents and photos. This ensures your submissions are processed correctly and contribute to the event experience.

[Sign in to Google](#) to save your progress. [Learn more](#)

Never submit passwords through Google Forms.
This content is neither created nor endorsed by Google. [Report Abuse](#) - [Terms of Service](#) - [Privacy Policy](#)

Google Forms



Photo & Document Submission Form

[Sign in to Google](#) to save your progress. [Learn more](#)

Prepare Your Files

The resolution of your images and documents is important for quality print reproduction. If possible use a flatbed scanner for originals at 300 ppi. If you need assistance with your image uploads or help with scanning methods please reach out to preservatories03@gmail.com with GLACIER 2024 in the subject line.

Never submit passwords through Google Forms.
This content is neither created nor endorsed by Google. [Report Abuse](#) - [Terms of Service](#) - [Privacy Policy](#)

Google Forms

The following screen (**Prepare Your Files**) screen will appear. Read the information regarding the resolution of your images and click the “Next” button



Photo & Document Submission Form

[Sign in to Google](#) to save your progress. [Learn more](#)

Identify Your Files

If you have multiple files or are scanning images place them in a folder on your computer for easy access. Name each file with a date (est if unknown) and brief description.
[\(e.g., 1975Aug19GlacierUnderway.jpg\)](#)

Never submit passwords through Google Forms.
This content is neither created nor endorsed by Google. [Report Abuse](#) - [Terms of Service](#) - [Privacy Policy](#)

Google Forms

The following screen (**Identify Your Files**) screen will appear. Read the information regarding the naming of your files.

Naming convention should be:
YYYYMMDD name and must be in JPG, PNG,
or PDF format

Example: 2024Feb29GlacierUnderway.jpg




Photo & Document Submission Form

[Sign in to Google](#) to save your progress. [Learn more](#)

* Indicates required question

File Captions

- List the file name and a brief description/caption for each image that you upload.
- Include as much information that tells the story of your photo.
- Mention the photo event, full names if known of people present in the photo, location, and the date.

Add your captions for all the files you will upload below. *

Example: 1975Aug19GlacierUnderway.jpg - USCGC Glacier patrol. L to R Joe Sailor, Ron Float, Jim Snipe

2024Feb16GlacierHats.jpg

Back **Next** Clear form

Never submit passwords through Google Forms.

This content is neither created nor endorsed by Google. [Report Abuse](#) - [Terms of Service](#) - [Privacy Policy](#)

Google Forms

The following screen (**File Captions**) screen will appear. Read the information regarding the files/pictures you will be uploading.

Example: **2024Feb29GlacierUnderway.jpg – USCGC Glacier Patrol Nov 1984 Punta Arenas Chile. Left to right Joe Starboard, Ron Bouy, Jim Galley**

click the **“Next”** button




Photo & Document Submission Form

[Sign in to Google](#) to save your progress. [Learn more](#)

* Indicates required question

Your Contact Information (Photo Credit)

Please provide your contact information for photo credit.

Full Name *

Sharon Ingram

The following screen (**Your Contact Information (Photo Credit)**) screen will appear. This is where you must provide your contact information. The are spaces where you **MUST** provide information. If not, you will not be authorized to go any further. These spaces are designated with an **“*”**

Enter your full name
 Enter your contact email address
 Enter your telephone number

Contact Email *

Phone Number *

Copyright and Permissions *

I confirm that I am the owner of these files and photos or have obtained permission from the owner to use in this context.

I grant permission for the use of the submitted photos and/or documents in the event materials (promotional materials, printed materials such as event books, historical documentation, or other uses deemed appropriate by the event committee).

Please add any additional comments if needed.

Blue and red Glacier hats. Shipmates receive a red hat once they become a [Shellback](#)

Back **Next** Clear form

Read and acknowledge the **Copyright and Permissions**

Add any additional comments that would help to explain the attachment

Click the **“Next”** button



Photo & Document Submission Form

[Sign in to Google](#) to save your progress. [Learn more](#)

Once you submit this form you will be directed to a link to upload your files to Dropbox. [Dropbox Upload](#)

Please make sure to Submit the form and then upload your files to [Dropbox](#).

[Back](#)

[Submit](#)

[Clear form](#)

Never submit passwords through Google Forms.

This content is neither created nor endorsed by Google. [Report Abuse](#) - [Terms of Service](#) - [Privacy Policy](#)

Google Forms



Photo & Document Submission Form

Thank you for your submission! Use this Dropbox link to upload your photos or documents. <https://www.dropbox.com/request/NOIXe8ZkuzpgyCvCW0ow>

[Edit your response](#)

This content is neither created nor endorsed by Google. [Report Abuse](#) - [Terms of Service](#) - [Privacy Policy](#)

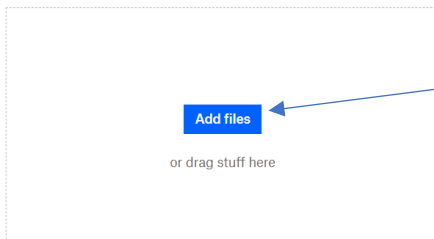
Google Forms

Once you submit the form then you will upload your files. Click the website to use the Dropbox link

Tina Claflin sent you this request

Glacier Reunion 2024

Use this space to upload photos of your service onboard GLACIER



Your files will be uploaded securely to Tina Claflin's Dropbox account. More about [file requests](#) and our [privacy policy](#).

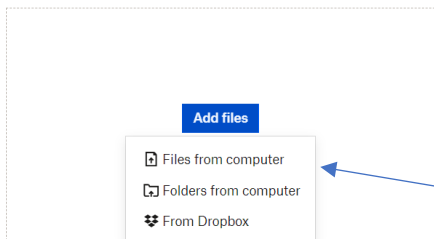
This screen will appear "Tina Claflin sent you this request Glacier Reunion 2024"

Click the "Add Files" button

Tina Claflin sent you this request

Glacier Reunion 2024

Use this space to upload photos of your service onboard GLACIER



Your files will be uploaded securely to Tina Claflin's Dropbox account. More about [file requests](#) and our [privacy policy](#).

Once you click the "add Files" button you will be asked where you are getting the file from to upload.

Select either: files from computer, folders from computer or from dropbox and follow your computer instructions to add

Tina Claflin sent you this request

Glacier Reunion 2024

Use this space to upload photos of your service onboard GLACIER

Picture Glacier hats.jpg

Add more files

Signed in to Personal Dropbox (shingram1@live.com)

Upload



Your files will be uploaded securely to Tina Claflin's Dropbox account. More about [file requests](#) and our [privacy policy](#).

Once you selected your file on your computer etc this screen will appear. If you file show, click the "upload" button



When you receive this screen, you have been successful. Congratulations!

Finished uploading

We'll let Tina Claflin know you uploaded files.

Upload more files



Your files will be uploaded securely to Tina Claflin's Dropbox account. More about [file requests](#) and our [privacy policy](#).